SHUN CHUAN

SUN MASTER

CHC Series

CHC-2240/2260/2280/22120





1

2

3

[1] **Enlarged Saddles and Fully Supported Cross Slide (X-axis)** • Bed ways and cross slide are hardened and ground to min HS70. •Turcite "B" coating between the bed and carriage.

[2] **8-Station Hydraulic Turret (Optional)**

[3] **Unique Design Spindle** • The spindle is supported by a single cylinder bearing housing equipped with SP level precision double row cylindrical roller bearings angular contact thrust bearings and lubricated with HI-class grease. The front spindle is designed with a labyrinthian collar and protector cover to prevent the entering of coolant or chips. • Encased in a well-ribbed headstock for maximum heat dissipation. Prevents any thermal distortion after long periods of turning thereby ensuring accurate cutting.





STANDARD ACCESSORIES:

1. CNC Controller: FANUC 0i Mate-TD
2. Hydraulic chuck 10" with rotary cylinder
3. Rotating center MT.5
4. Level pads (2240/2260/2280).....8pcs
   Level pads (22120).....10pcs
5. Tool set and box
6. Machine light
7. Operation manual & parts list

OPTIONAL ACCESSORIES:

1. Hyd. VDI 40 disc V8 w/o tool holder
2. Hydraulic P8 turret with
   boring bar holder Ø32mm..... 2 sets
   facing tool holder □25mm..... 2 sets
3. Boring socket Ø8 x Ø32~Ø25 x Ø32
4. Drilling socket MT.1 x Ø32, MT.2 x Ø32, MT.3 x Ø32
5. Steady rest w / ball bearing
6. High pressure coolant pump 3bar 750W
7. Quick change tool post
8. Manual quill feed 1/1 & 1/4
9. Hydraulic tailstock quill
10. Chip conveyor & chip buck cart

	MODEL		CHC-2240	CHC-2260	CHC-2280	CHC-22120
Capacity	No. of control axis		2 AXIS			
	Swing over bed		Ø550mm (21.653")			
	Distance between centers		870mm (34.25")	1370mm(53.93")	1870mm(73.62")	2870mm(113.0")
	Max. working length	4 way tool post	680mm (26.77")	1180mm(46.45")	1680mm(66.14")	2680mm(105.5")
		Hyd. P8 turret	590mm (23.22")	1090mm(42.91")	1590mm(62.60")	2590mm(102.0")
		Hyd. VDI disc	550mm (21.65")	1050mm(41.33")	1550mm(61.02")	2550mm(100.4")
	Max. working diameter		Ø325mm (12.8")			
	Width of bed		345mm (13.58")			
Headstock and Main Spindle	Spindle nose , Internal taper		ASA A2-8, Ø 97mm Taper 1/20			
	Spindle bore / Bar capacity		Ø91 mm (3.582") / Ø78 mm (3.07")			
	Range of spindle speed		35 ~ 3500 R.P.M			
	No. of spindle speed		Infinitely variable			
Cross Slide (X-axis) and Carriage (Z-axis)	Cross slide travel (X-axis) STD.		300mm (11.8")			
	Longitudinal travel (Z-axis) STD.		780 mm (30.7")	1280 mm (50.4")	1780 mm (70.1")	2780 mm (109.4")
	AC servo motor (X-axis)		1.8kW 11N.m ~ FANUC ß 12 / 3000is			
	AC servo motor (Z-axis)		2.5kW 20N.m ~ FANUC ß 22 / 2000is			
	Dia. of ball screw (X-axis)		Ø25mm (0.98") P5 C5			
	Dia. of ball screw (Z-axis)		Ø50 mm (1.97") P10 C5			Ø63 mm (2.48") P10 C5
	Rapid traverse speed (X-axis)		7.5 m/min (295 ipm)			
	Rapid traverse speed (Z-axis)		10 m/min (394 ipm)			
Turret	Tool station		STD. Manual 4 way tool post	OPT. Hyd. VDI V8	or	Hydraulic P8
	Size of external turning tool		□25 mm	□25 mm		□25 mm
	Boring bar diameter			Ø40 mm (1.575")		Ø32 mm (1.26")
Tailstock	Quill diameter		Ø85mm (3.346")			
	Quill travel		178mm (7")			
	Taper of center		MT. No.5			
Motor	Main spindle	(continuous rated)	AC 9 kW (12 HP) Wide range heavy duty FANUC AC spindle motor			
		(30 min. rated)	AC 11 kW (15 HP) MODEL ßiIp18/6000			
	Hydraulic oil pump		STD. 0.75kW (1 HP) OPT. 1.5 kW (2 HP)			
	Coolant pump		1/6 HP			
Tank Capacity	Hydraulic tank		STD. 25 Litre (5.5 gal.) OPT. 40 Litre (8.8 gal.)			
	Coolant tank		60 L (13.2 gal.)	120 L (26.4 gal.)	180 L (39.6 gal.)	240 L (52.8 gal.)
Measurements	Weight (Net/Gross) Approx.		4,050 kgs/4,450 kgs	4,400 kgs/4,900 kgs	4,800 kgs/5,400 kgs	5,300 kgs/6,000 kgs
	Packing sizes	Length	3200 mm (126")	3700 mm (145.7")	4200 mm (165.4")	5200 mm (204.7")
		Width x Height	Width 2300 mm (90.6") x Height 2230 mm (87.8")			

Specifications subject to change without notice.